

Hunts Point Vision Plan Task Force Update

November 16, 2016



Meeting Agenda

- Welcome
- Vision Plan Update
 - Hunts Point Workforce1 Career Center
 - Food Center Drive
 - Food Distribution Center
 - Baldor Expansion – Construction Update
 - Site F & Other Remediation Sites
 - Modernization Updates
 - Produce Market Rail Improvements Status
 - Alternative Fuels Facility
 - NYCDOT Hunts Point Clean Trucks Program
- Hunts Point Resiliency
- Spofford RFEI Update

Hunts Point Workforce1 Career Center (HP WF1CC)

	2015	Jan 1 – Nov 10, 2016
Jobseekers served by Hunts Point WF1CC	5,678 customers (including 1,070 Hunts Point residents)	5,499 customers (including 904 Hunts Point residents)
Hires facilitated by the Hunts Point WF1CC	773	650
Hunts Point residents connected to employment by the Hunts Point WF1CC	106	89
Hunts Point residents connected to employment by the WF1 system (across five NYC boroughs)	412	419
Individualized Training Grants	432 ITGs (including 45 Hunts Point residents)	276 ITGs (including 39 Hunts Point residents)
Hunts Point Community Partner Hires	169 (Back to Work, Goodwill Industries, SoBro, New Settlement Apartments, Bronx Works)	203 (Back to Work, Bronx Library Center, Job Corps, Jobs Plus, Bronx Works)

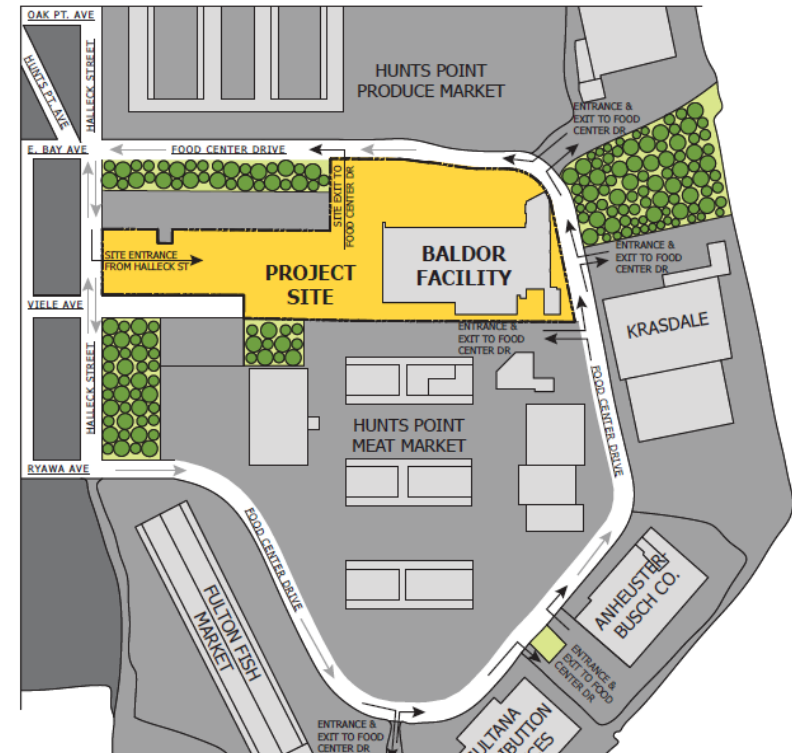
South Bronx Greenway – Food Center Drive

- Food Center Drive was fully repaved end-to-end and converted to a one-way in June 2016
- FCD is now five (5) lanes in the counter-clockwise direction and includes a planted median and pedestrian walk-way with a Class I bike lane
- FCD New bus shelter installed at entrance to Meat Market
- Green light at FCD exit (FCD/Halleck St./East Bay Ave) extended by 5 seconds
- DOT studies ongoing

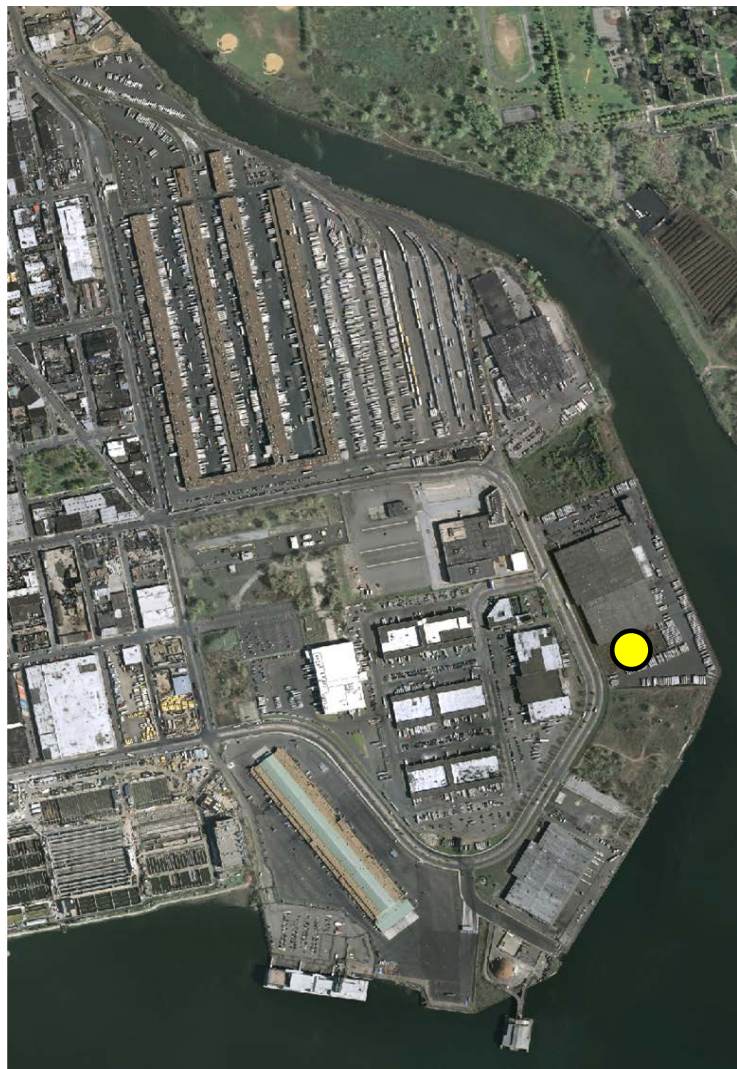


Baldor Expansion (Halleck Development Site)

- 108,000 SF expansion of existing Baldor Specialty Foods facility on existing leasehold
- Existing parking will be relocated to Halleck Site
- Site construction began in October 2015 with clearing and grubbing of the site.
- At the present time, construction is ongoing. Baldor is expanding its facility while continuing to improve the expansion area for parking.
- Construction is occurring in phases to allow Baldor's operations to remain active
- Any MGP-contaminated soil or water that is encountered is being tested, and appropriately disposed of.
- Construction is expected to be complete by 2nd Q 2017



Site F



■ Project Update

- We have an approved scope for design of the in-situ solidification of the purifier waste and this design is ongoing

■ Timeline

- Early 2017: Mobilize for remediation
- Fall 2017: Fieldwork complete

■ Background

- Site F contains waste from former Manufactured Gas Plant technology, which belonged to a Con Edison predecessor
- Con Edison will reimburse the City for remediation and pilot testing
- All work is approved by the NYSDEC and NYSDOH

Remediation on Other Sites



- AOU-2
- 600 FCD
- Meat Market
- Site D
- Site F

City Capital Funding



- \$150M in 10-Year Capital Plan
- Purpose
 - Facility Modernization and Development
 - Infrastructure Upgrades
 - Brownfields Remediation
- Status
 - Project definition in coordination with markets
 - Planning for early-year projects underway
 - Remediation work and construction work to begin in 2017 for early-year projects

Produce Market Rail Improvements



■ Rail Project Goals

- Eliminate gap between buildings and railcars, (related risk of rail derailments, worker injury)
- Increase rail storage and staging capacity
- Reduce rail and truck conflicts

■ Scope of Work

- Rehab existing rail spurs A-C
- New double lead track
- New common rail facility (sawtooth platform)

■ Total Project Cost: \$28.5 million

■ Timeline

- Rail rehab on Buildings A/B/C complete
- Saw tooth track construction: Pending award for construction
- Anticipated project completion: 2018

Produce Market Rail Improvements

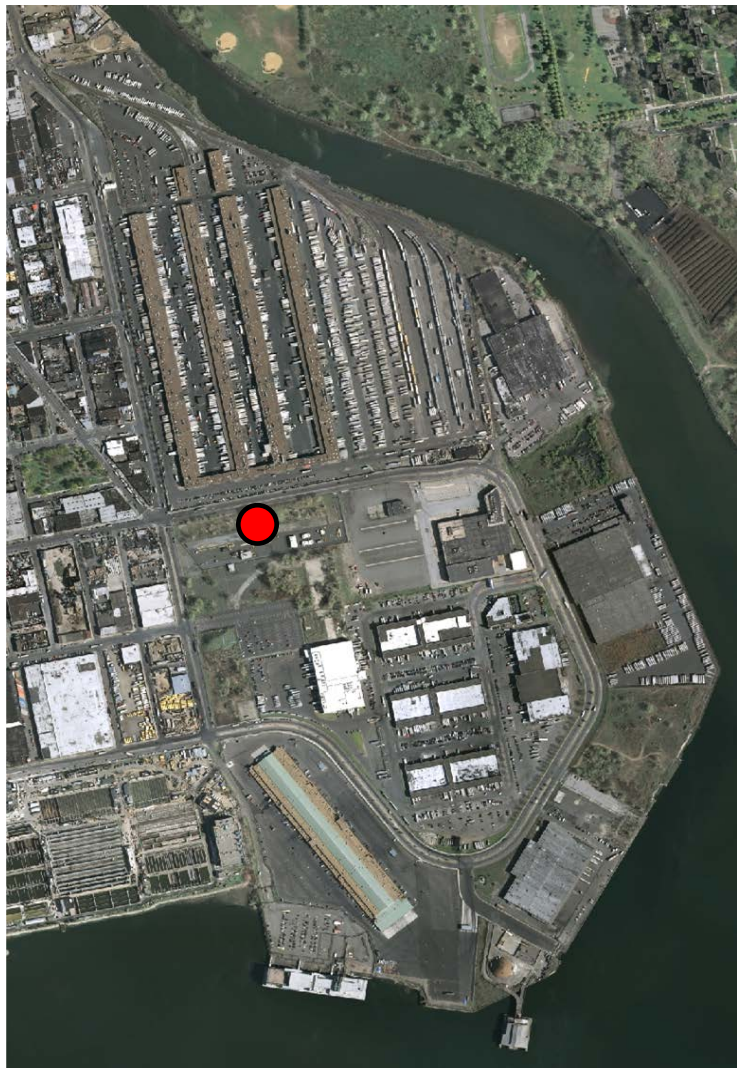


Before



After

Alternative Fuels Facility



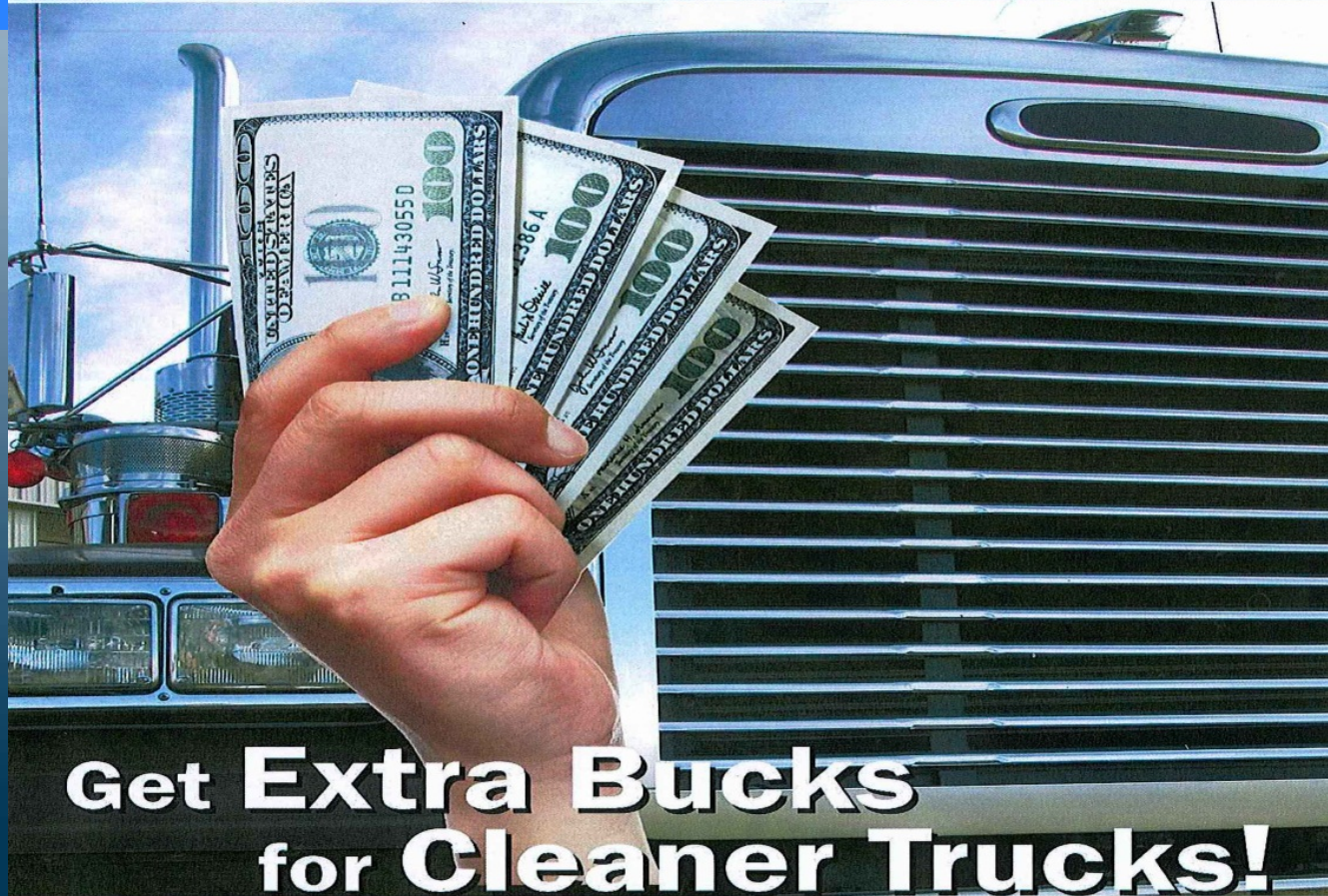
- **Developer:** Atlantis Management Group
 - **Summary**
 - Biodiesel, ethanol, CNG, as well as conventional fuels (diesel and gas)
 - Complementary uses (food retail)
 - Targeted local hiring and workforce development goals
 - Dedicated funding for alt fuels marketing campaign
 - **Update**
 - Project was updated in 2015 to align with industry trends/economics
 - Contract signed with developer December 2015
 - Developer currently finalizing operations and technology
 - **Next Steps**
 - Lease Closing (Spring 2017)
 - Remediation & Construction (Summer 2017 – Summer 2019)
- Site of Proposed Facility - Corner of Halleck Street and Food Center Drive

Hunts Point

CLEAN TRUCKS PROGRAM

Cleaner Trucks for a Greener South Bronx

DOT



Get Extra Bucks for Cleaner Trucks!

- Now you can get up to \$70,000 for trading in your old diesel truck for a 2010 or Newer EPA emission compliant diesel or alternative fuel vehicle.
- Scrap your older truck and receive up to \$5,000 or install an exhaust retrofit device in your truck for free.
- To qualify, you must own a Class 3 to Class 8 diesel truck equipped with an engine model year 2006 or older.
- Qualifying truck must be domiciled in or provide service to the Hunts Point and/or Port Morris Communities.

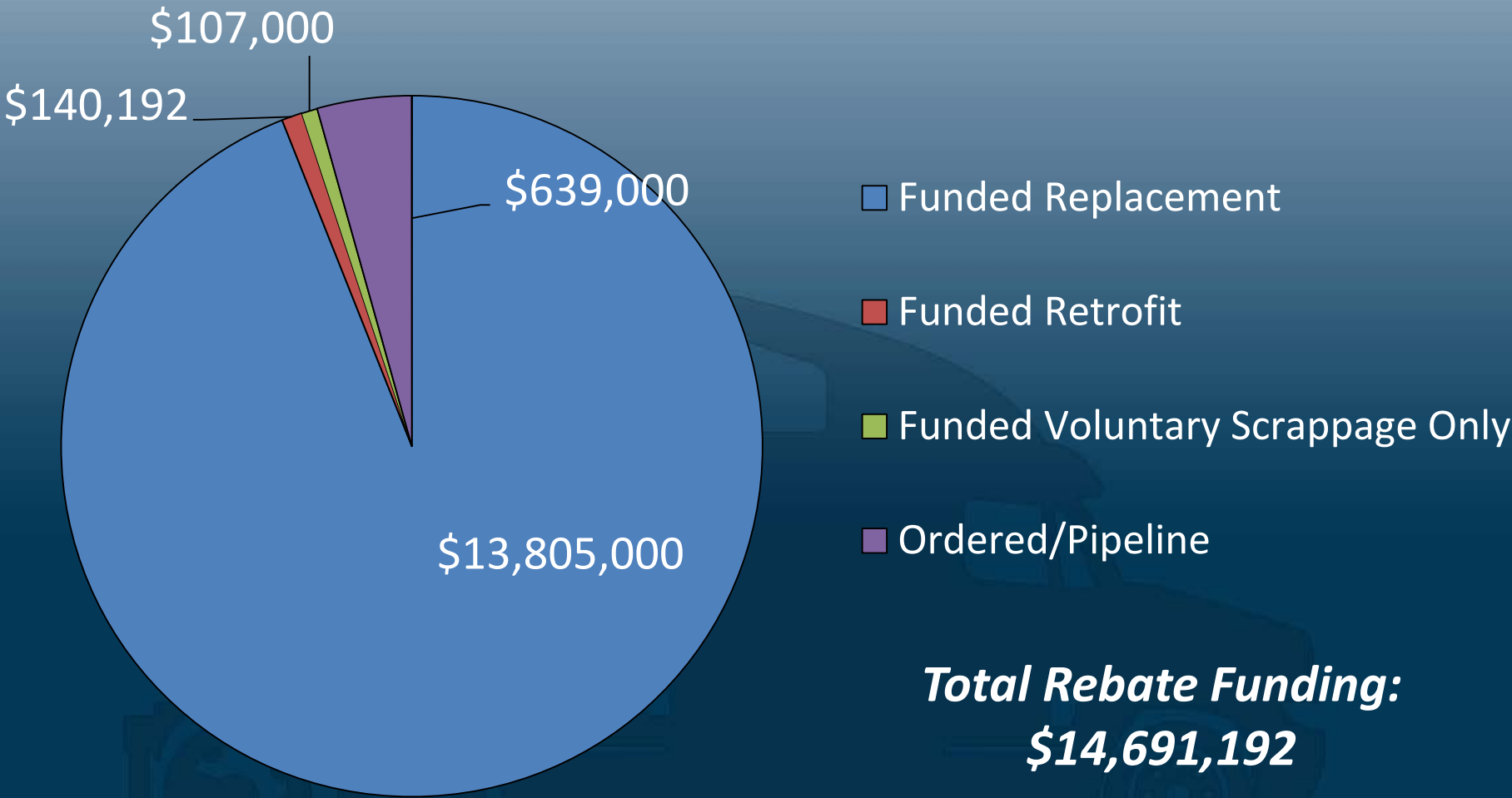
To learn more about this funding opportunity visit
www.huntspointctp.com or call us at 877-310-2733.



Rebate Funding

Funded and Ordered, As of June 30, 2016

Rebate Funding as of June 30, 2016
Funded and Ordered



Emissions Results Summary

As of June 30, 2016

Measured in Short Tons

Annual	NO _x (short tons/year)	PM _{2.5} (short tons/year)	HC (short tons/year)	CO (short tons/year)	CO ₂ (short tons/year)
Percent Reduced (%)*	90.02%	97.23%	88.54%	84.58%	13.17%
Amount Reduced/Year	362.2	18.62	22.47	86.44	5,304.50

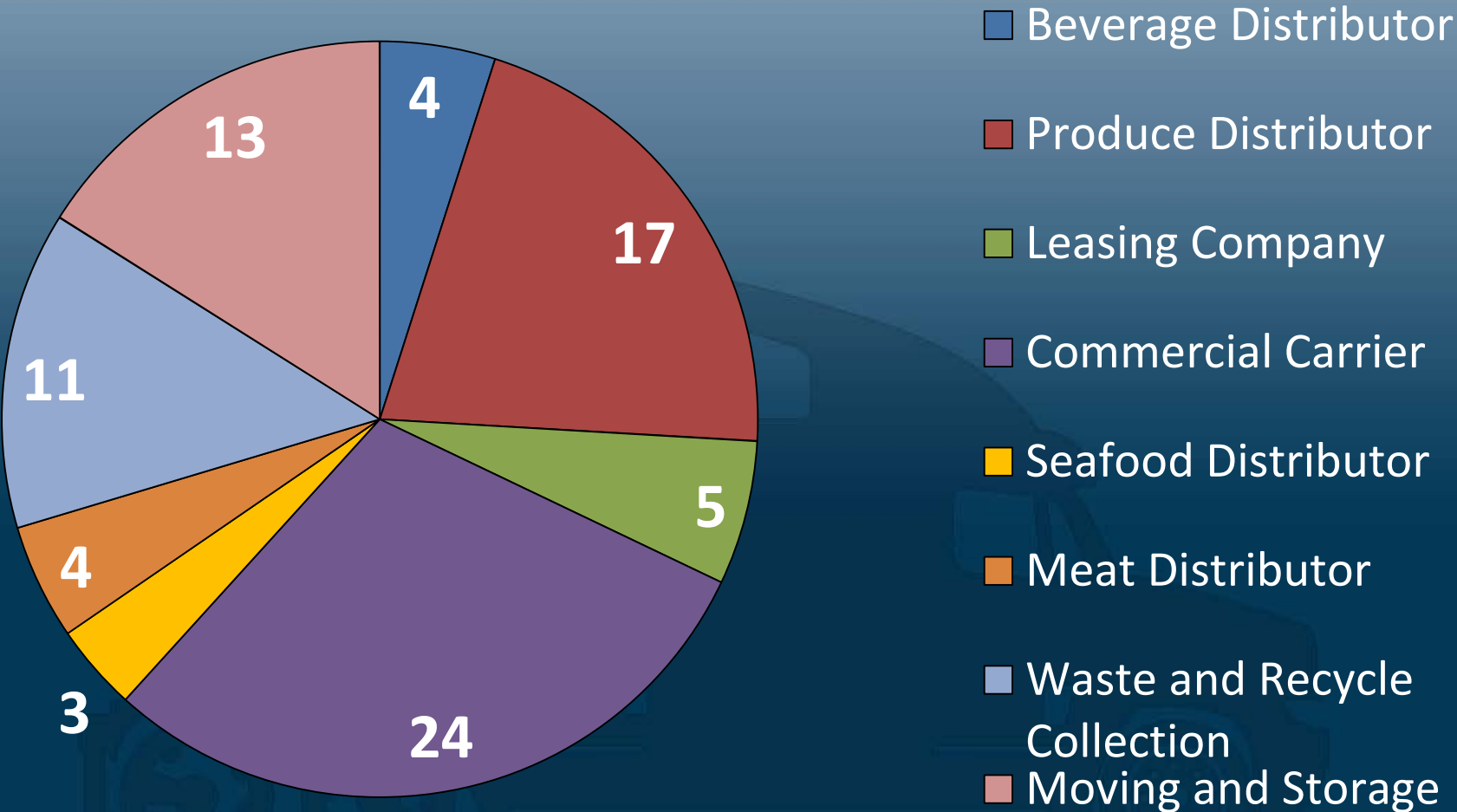
*As of June 2016, the HPCTP has achieved the above emission reductions through 476 truck replacements, 6 exhaust retrofits, and the voluntary scrappage of 24 trucks.

Number of Applicants

Funded and Ordered, *As of June 30, 2016*

Number of Applicants

81 Applicants Funded



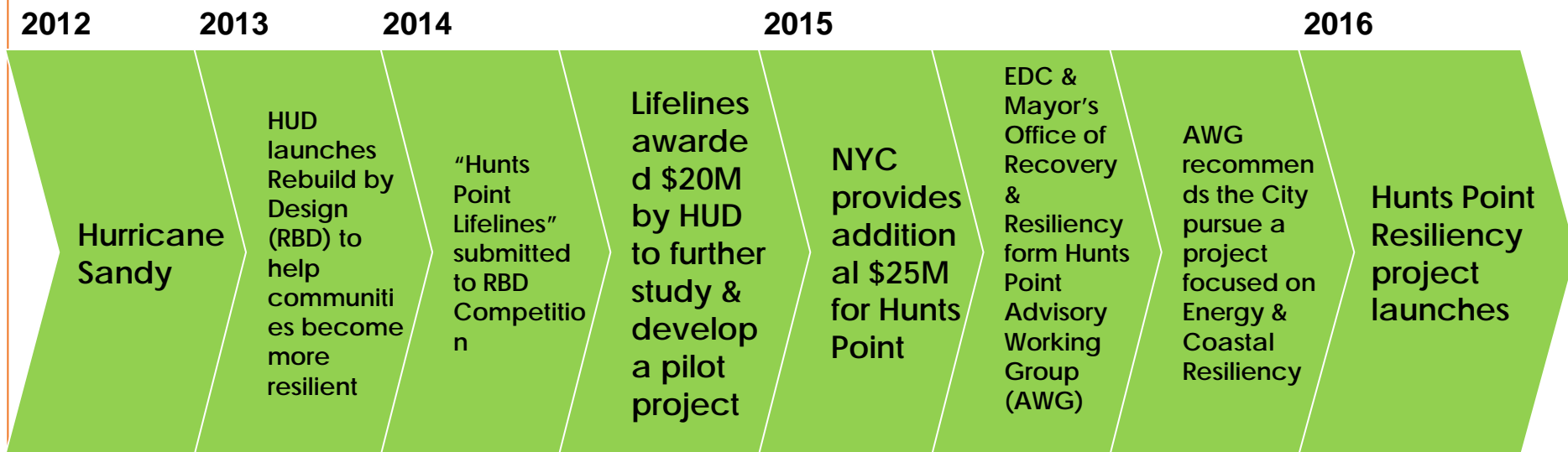
Next Steps

- Renew Program Management Contract:
 - 5 year extension for Program Management
 - Continues the enforcement process for full term of program commitment
- Secure additional funds to continue program
- Using AVL to learn more about travel patterns and freight
- Additional Clean Vehicle Technologies :
 - TRU Replacement with Tier 4 (newest) technology
 - Side Guard installations on all future trucks = compatible with Vision Zero goals

Hunts Point Resiliency

The Hunts Point Resiliency Project will result in the implementation of a **Resilient Energy** pilot project and the identification of feasible **Flood Risk Reduction** projects for which to seek additional funding.

How We Got Here



Hunts Point Resiliency: Risk + Vulnerability Findings

- **Building-level power outages** are a significant and shared threat to residents and businesses in Hunts Point.
- Due to considerable elevation change, the low-lying industrial areas face significant threats from **coastal flooding** while the upland residential area does not.
- **Extreme rain and snow storms** are not a major threat in Hunts Point.
- The number of community organizations and history of organizing in Hunts Point can lay the foundation for **strong social resiliency**.

Next Steps

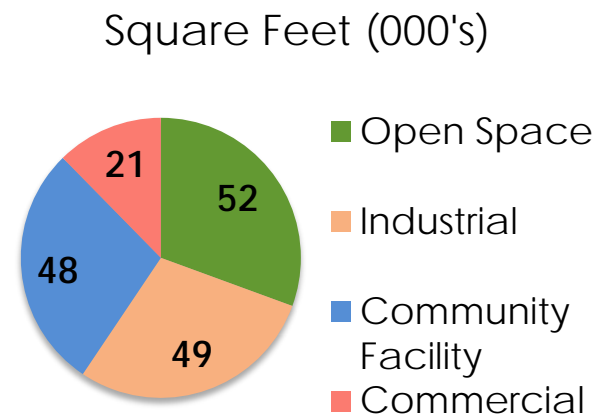
- Evaluate project technology option and conduct detailed feasibility assessments
- Next public meeting: January 17
- Identify pilot energy project by spring 2017
- Updates: huntspointresiliency.nyc



Spofford RFEI Update

- On October 27, NYCEDC & HPD announced *The Peninsula* as the selected proposal to redevelop Spofford ([press release](#))
- *The Peninsula* team is comprised of Gilbane Development Company, Hudson Companies and MHANY and includes community organizations such as The Point CDC, Urban Health Plan, BronxWorks, Bascom Catering and The Knowledge House
- 740 units of 100% affordable housing; 80% of units @ 60% AMI or less
- New site will expand current Head Start facility and maintain continuous operations during construction
- 35% MWBE goal and HireNYC applicable

*60% of AMI - \$38,100 for an individual, \$54,360 for a family of four



Spofford Timeline

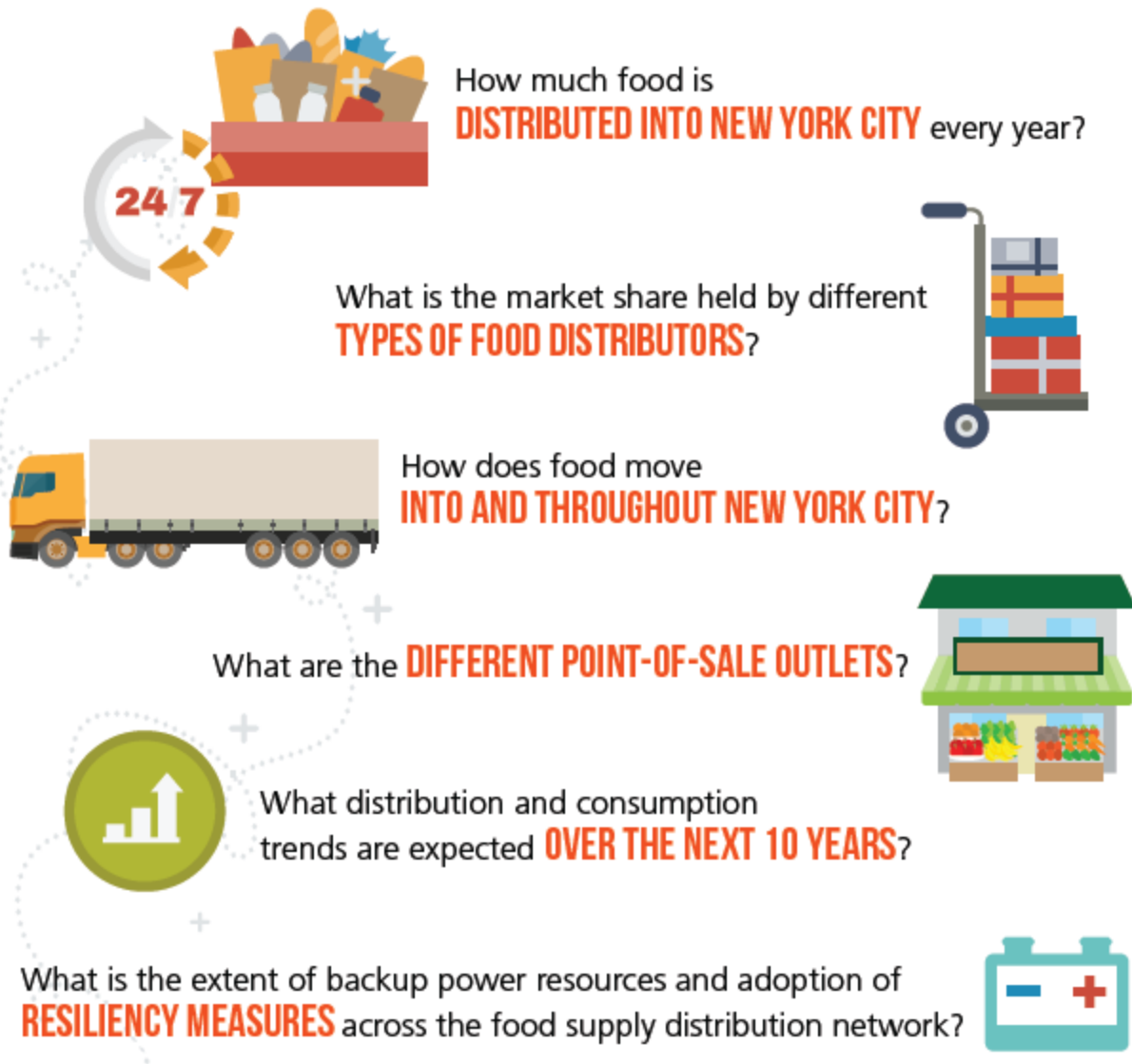
- Date pending for a Community Board 2 joint Housing & Land Use and Economic Development Committee meeting .

	2015	2016	2017	2018	2019	2020	2021	2022	2023
Respondent Selection									
Environmental Review									
ULURP									
Project Closing									
Demolition & Construction									
Phase 1 Building 1A*									
Phase 1 Building 1B*									
Phase 2 Building 2A*									
Phase 2 Building 2B*									
Phase 3 Building 3*									

NYC Food Supply Study

Key Study Questions

- Focused on food system resiliency and economic development opportunities
- Created primary dataset about the last-mile food distribution system in NYC
- Full report at nycedc.com/foodflow



NYC Food Supply Study

Hunts Point Findings

The Hunts Point Food Distribution Center is the largest single geographic cluster of food distribution into New York City, measured by annual distribution volume (lbs.) to New York City customers.



**4.5
BILLION
LBS.**

of food is distributed through the Hunts Point Food Distribution Center annually.

~50% (2.3 BILLION LBS.) goes to New York City and 50% outside the city,

employing **8,500 DIRECT JOBS**



NYC Food Supply Study

Hunts Point Findings

12% of all food distributed to New York City comes
FROM THE HUNTS POINT FOOD DISTRIBUTION CENTER

 = New York City




For categories in which the Hunts Point Food Distribution Center specializes, the market share is even greater:



PRODUCE
25%
(0.9 billion lbs.)



MEAT
35%
(1.1 billion lbs.)



FISH
~45%
(0.1 billion lbs.)

NYC Food Supply Study

Hunts Point Findings

Independent restaurants are the largest customer segment served by Hunts Point

HUNTS POINT FOOD DISTRIBUTION CENTER



Discussion

